



SOFTSOL INDIA LIMITED

CIN: L72200TG1990PLC011771

**Regd Office: Plot No. 4, Software Units Layout,
Madhapur, Hyderabad - 500081, Telangana, India**

Tel: +91 40 42568500, Fax: +91 40 42568600

Email: cs@softsol.com, Website: www.softsolindia.com

31st May 2023

The Manager
The Department of Corporate Services
The Bombay Stock Exchange Limited
25th Floor, P. J. Towers
Dalal Street, Mumbai-400 001

Scrip Code No. 532344 - SOFTSOL INDIA LIMITED

Dear Sirs

Sub: Submission of News Paper Publication of Audited Financial Results for the Fourth Quarter & Financial Year ended 31/03/2023 both Standalone and Consolidated.

Pursuant to Securities and Exchange Board of India (Listing Obligations and Disclosure Requirements) Regulations, 2015, please find enclosed herewith the News Paper published copies of Audited Financial Results for the Fourth Quarter and Financial year ended 31/03/2023 both Standalone and Consolidated, which were approved by the Board Meeting of the Company at their meeting held on Tuesday, 30th May 2023 and same were submitted to the Exchange on the same day immediately on completion of the Board Meeting.

These Results was published in Financial Express (English Daily) and Nava Telangana (Telugu Daily) News Papers on 31st May 2023.


Kindly take the above on the records.

Thanking you,
Yours faithfully

For SoftSol India Limited

**Bhaskar Rao Madala
Whole-time Director**

Encl. as above

 GSS Infotech Limited CIN: L72200TG2003PLC041860 Ground Floor, Wing-B, N heights, Plot No. 12, TSII Software Units Layout, Madhapur, Serilingampally, Hyderabad, Rangareddy, Telangana - 500 081, India Phone: +040 44556600 Website: www.gssinfotech.com					
EXTRACT OF CONSOLIDATED AUDITED FINANCIAL RESULTS FOR THE QUARTER AND YEAR ENDED MARCH 31, 2023					
(Rs. In Lakhs except share data)					
PARTICULARS	CONSOLIDATED				
	Quarter ended		Year ended		
	31.03.2023 Audited	31.12.2022 Unaudited	31.03.2022 Audited	31.03.2023 Audited	31.03.2022 Audited
Total Income from operations (net)	2,449.01	2,572.02	2,864.72	11,438.60	11,679.36
Net Profit/(Loss) before exceptional items and tax	(61.50)	474.57	(349.15)	1,436.53	329.81
Exceptional items	(4.09)	(4.78)	2,779.47	(152.41)	2,779.47
Net Profit/(Loss) after exceptional items and tax	(59.84)	438.04	2,430.48	1,485.29	3,034.90
Total Comprehensive income for the period (comprising profit/(loss) for the period after tax and other comprehensive income after tax)	(58.23)	712.83	2,715.20	2,814.57	3,439.17
Paid-up equity share capital					1,693.69
Reserves (excluding Revaluation Reserve) as shown in the Audited Balance Sheet of the Previous Year					16,081.15
Earning / (loss) per equity share (Before Exceptional Items) (Face value Rs.10/- per share)					
- Basic	(0.38)	2.56	(2.06)	7.87	1.51
- Diluted	(0.32)	2.20	(1.77)	6.75	1.29
Earning / (loss) per equity share (After Exceptional Items) (Face value Rs.10/- per share)					
- Basic	(0.35)	2.59	14.35	8.77	17.92
- Diluted	(0.30)	2.22	12.31	7.53	15.38

PARTICULARS	Quarter ended		Year ended		
	31.03.2023 Audited	31.12.2022 Unaudited	31.03.2022 Audited	31.03.2023 Audited	31.03.2022 Audited
Total Income from operations (net)	465.34	405.30	518.69	1,835.60	2,051.81
Profit Before Tax	160.18	141.23	(189.77)	621.69	149.80
Profit After Tax	157.90	100.71	(189.77)	537.26	80.61
Total Comprehensive income	161.34	100.71	(187.32)	540.70	83.06

NOTE:

- The above is an extract of the detailed format of Audited financial results filed with the Stock Exchange under Regulation 33 of the SEBI (Listing Obligations and Disclosure Requirements) Regulations, 2015. The full format of the Audited financial results is available on the Stock Exchange website (www.bseindia.com) and on the Company's website (www.gssinfotech.com).
- Figures for the previous year regrouped /reclassified wherever necessary
- The figures of the Quarter ended March are the balancing figures between Audited figures in respect of full Financial Year upto March and the Unaudited published year to date figures upto December of each year, being the date of the end of the third quarter of the respective financial year which are subjected Limited Review.

By order of the Board
for **GSS Infotech Limited**
Sd/-
A. Prabhakara Rao
Director (DIN: 02263908)

Place : Hyderabad
Date : May 30, 2023

VALIANT COMMUNICATIONS LIMITED Regd. Office: 71/1, Shivaji Marg, New Delhi-110015 Corporate Identity Number : L74899DL1993PLC056652 E-mail: investors@valiantcom.com Web: www.valiantcom.com Tel: 011-25928415			
AUDITED CONSOLIDATED FINANCIAL RESULTS FOR THE YEAR ENDED ON 31.03.2023			
(₹ in Lacs except EPS)			
PARTICULARS	Quarter ended	Quarter ended	Financial Year ended
	31.03.2023 (Unaudited)	31.03.2022 (Unaudited)	31.03.2023 (Audited)
Total income from operations (net)	935.87	348.06	3,150.17
Net Profit / (Loss) for the period (before Tax, Exceptional and/or Extraordinary items)	107.74	(26.28)	224.22
Net Profit / (Loss) for the period before tax (after Exceptional and/or Extraordinary items)	107.74	(26.28)	224.22
Net Profit / (Loss) for the period after tax (after Exceptional and/or Extraordinary items)	87.72	(13.28)	168.12
Total Comprehensive Income (after tax)	92.27	(9.37)	197.76
Equity share capital	722.35	722.35	722.35
Earning per share (before and after extra-ordinary items)			
- Basic and Diluted (in ₹)	1.21	(0.18)	2.33
Note:			
Summary details of standalone audited financial results:			
Total income from operations (net)	877.91	323.09	3,019.39
Profit / (Loss) before tax	116.15	(89.92)	250.21
Profit / (Loss) after tax	85.82	(68.51)	183.80
Total Comprehensive Income (after tax)	89.18	(75.41)	186.75

The above is an extract of the detailed format of Audited Financial Results filed with the Stock Exchanges under Regulation 33 of the SEBI (Listing Obligations and Disclosure Requirements) Regulations, 2015. The full format of the Audited Financial Results are available on the Stock Exchange websites (www.bseindia.com) and website of the Company (www.valiantcom.com).

For Valiant Communications Limited
Sd/-
Inder Mohan Sood
Managing Director
Director Identification Number: 00001758

Place : New Delhi
Date : 30th May, 2023

SoftSol India Limited Regd. Off: Plot No. 4, Software units layout, Cyberabad, Hyderabad-500 081, India T: +91(40)42568500, E: cs@softsol.com, URL: www.softsolindia.com CIN: L72200TG1990PLC01171											
AUDITED STANDALONE AND CONSOLIDATED FINANCIAL RESULTS FOR THE FOURTH QUARTER AND YEAR ENDED 31 MARCH 2023											
(Rs. in Lakhs except EPS)											
S. No	PART-I Particulars	STANDALONE						CONSOLIDATED			
		Quarter Ended		Year Ended		Quarter Ended		Year Ended			
		31.03.2023 Audited	31.12.2022 Unaudited	31.03.2023 Audited	31.03.2022 Audited	31.03.2023 Audited	31.12.2022 Unaudited	31.03.2022 Audited	31.03.2023 Audited		
1	Total Income from Operations (net)	731.53	748.04	712.52	3,152.52	2,421.08	1,877.77	1,923.58	2,268.18	8,259.37	7,426.39
2	Net Profit / (Loss) for the period (before Tax; Exceptional and/or Extraordinary items)	434.05	236.44	331.01	1,184.62	656.82	1,422.66	753.24	(645.24)	270.66	1,219.02
3	Net Profit / (Loss) for the period before tax (after Exceptional and/or Extraordinary items)	434.05	236.44	331.01	1,184.62	656.82	1,422.66	753.24	(645.24)	270.66	1,961.04
4	Net Profit / (Loss) for the period after tax (after Exceptional and/or Extraordinary items)	42.54	177.33	193.56	605.47	432.59	1,365.06	685.30	(820.58)	7.98	1,672.38
5	Total Comprehensive Income for the period (Comprising Profit / (Loss) for the period (after tax) and Other Comprehensive Income (after tax))	(2.92)	289.72	614.96	1,211.98	1,081.00	422.43	853.73	(216.11)	(73.13)	2,463.13
6	Equity share capital (face value of Rs.10/- each)	1,517.77	1,723.65	1,723.65	1,517.77	1,723.65	1,723.65	1,723.65	1,723.65	1,517.77	1,723.65
7	Reserve (excluding Revaluation Reserve) as shown in the Audited balance sheet of previous year	-	-	-	-	-	-	-	-	-	-
8	Secured Premium Account	3,093.01	6,701.13	6,701.13	3,093.01	6,701.13	3,093.01	6,701.13	6,701.13	3,093.01	6,701.13
9	Net Worth	13,323.00	17,432.02	16,217.13	13,323.00	16,217.13	14,728.80	18,097.81	18,615.88	14,728.80	18,615.88
10	Paid up Capital / Outstanding Debt	1,517.77	1,723.65	1,723.65	1,723.65	1,723.65	1,517.77	1,723.65	1,723.65	1,517.77	1,723.65
11	Outstanding Redeemable Preference Shares	-	-	-	-	-	-	-	-	-	-
12	Debt / Equity Ratio	-	-	-	-	-	0.09	0.09	0.09	0.09	0.09
13	Earnings Per Share (of Rs.10/- each) (for continuing and discounted operations) - Both - Basic and diluted	1.99	1.05	1.15	4.10	2.57	9.25	4.07	(4.87)	0.05	9.93
14	Capital Redemption Reserve	386.40	180.51	180.51	386.40	180.51	386.40	180.51	180.51	386.40	180.51
15	Debt Redemption Reserve	-	-	-	-	-	-	-	-	-	-
16	Debt Service Coverage Ratio	-	-	-	-	-	-	-	-	-	-
17	Interest Service Coverage Ratio	-	-	-	-	-	2.62	-	21.29	2.62	21.29

Notes:

- The above is an extract of the detailed format of Quarterly Financial Results filed with Bombay Stock Exchange under Regulation 33 of SEBI (Listing and other Disclosure Requirements) Regulations, 2015. The full format of the Quarterly Financial Results are available on the Stock Exchange websites www.bseindia.com and Company's website www.softsolindia.com.
- The above Audited standalone and consolidated financial results were reviewed by the Audit Committee of the Board and approved by Board of Directors of the Company at their meetings held on 30th May 2023.
- This Statement has been prepared in accordance with Companies (Indian Accounting Standards) Rules 2015 (Ind AS) prescribed under Section 133 of the Companies Act, 2013 and other recognised accounting practices and policies to the extent applicable. The Company adopted Indian Accounting Standards effective 1st April 2017. (Transition date 1st April 2016).
- The figures of the last quarter are the balancing figures between the Audited figures in respect of the full financial year and year to date figures upto the third quarter of the Financial year.

Place: Hyderabad
Date: 30.05.2023

FOR **SOFTSOL INDIA LIMITED**
Sd/- **Bhaskar Rao Madala**
Whole-time Director

COMMERCIAL SPACE & PLANT AND MACHINERY FOR SALE

(Pursuant to Regulation 32 of the Insolvency and Bankruptcy Board of India (Liquidation Process) Regulations, 2016.)

- 769 sq ft, consists of three Commercial Space/Units on ground floor of Pacific Plaza, Garage Galli, Dadar (West)
Reserve Price: Rs. 5,50,25,000/- EMD: Rs. 55,25,000/-
- 10,590.30 sq. m, consists of 14 galas/ Units on 1st and 2nd floor of Harihar Compound, (Krishna Complex) Survey no. 113/2 of Village Dapode, Mankoli naka, Bhiwandi, Thane 421 302
Reserve Price: Rs. 16,30,24,000/- EMD: Rs. 1,60,30,000/-
- Plant and Machinery related to clothing industry.
Reserve Price: Rs. 3,52,20,690/- EMD: Rs. 35,52,000/-

is kept for E-auction Sale on 28th June, 2023 between 2:00 PM to 5:00 PM.
For further details please mail: liquidation.ashapura@gmail.com

SBI

Anytime Channels, Corporate Centre, 3rd Floor, World Trade Centre Arcade, Cuff Parade, Mumbai - 400005

NOTICE INVITING TENDER

Bids are invited by State Bank of India under RFP No. SBI/ACV/2023-24/001 dated 31.05.2023 from the eligible bidders for procurement of 6750 Branch managed CAPEX ATMs under Phase XV. Bidders, who are interested to submit bids, may visit "Procurement News" on the Bank's website <https://bank.sbi> and portal <https://gem.gov.in>. Commencement of download of RFP: From 05:00 PM on 31.05.2023. Last date and time of submission of bids: Up to 03:00 PM on 21.06.2023

Sd/-
Deputy General Manager
(Implementation & Rollout)

Place: Mumbai
Date: 30.05.2023

SBI

NBFC Alliances, Corporate Centre, 1st Floor, B Wing, Raheja Chambers, Free Press Journal Marg, Nariman Point, Mumbai - 400021


REQUEST FOR APPLICATION FOR EMPANELMENT OF BUSINESS ASSOCIATES

REF No.: NBFC ALLIANCES/2023/24/1 Dated: 30.05.2023

Applications are invited by State Bank of India from the eligible entities for engagement as Business Associates for sourcing/handling of Micro Asset Products under Agri. For details, please visit 'Procurement News' at <https://www.sbi.co.in> or bank.sbi

Commencement of download of Application form: From 30.05.2023. Last date and time for submission of Application: 19.06.2023 up to 18.00 hrs.

NBFC Alliances Department

 SMFG India Home Finance Co. Ltd. (Formerly Fullerton India Home Finance Co. Ltd.) Registered office address: Megh Towers, 3rd Floor, Old No. 307, New No. 165, Poonamallee High Road, Maduravoyal, Chennai - 600 095, Tamil Nadu. Toll free no. 1800 102 1003 Email : grihashakti@fullertonindia.com Website : www.grihashakti.com CIN number : U65922TN2010PLC076972					
1. Extract of Audited Financial Results for the quarter and year ended 31st March 2023					
(₹ in Lakhs)					
Particulars	Quarter ended	Quarter ended	Quarter ended	Year Ended	Year Ended
	Mar 31, 2023 Audited	Dec 31, 2022 Unaudited	Mar 31, 2022 Audited	Mar 31, 2023 Audited	Mar 31, 2022 Audited
1. Total Income from Operations	19,937	18,270	13,665	68,624	50,385
2. Net Profit for the year (before Tax, Exceptional and/or Extraordinary items)	1,872	588	896	5,356	2,261
3. Net Profit for the year before tax (after Exceptional and/or Extraordinary items)	1,872	588	896	5,356	2,261
4. Net Profit for the year after tax (after Exceptional and/or Extraordinary items)	1,414	441	670	4,016	1,686
5. Total Comprehensive Income for the period (Comprising Profit for the period (after tax) and Other Comprehensive Income (after tax))	1,398	427	662	3,977	1,720
6. Paid-up Equity Share Capital	31,848	30,803	30,803	31,848	30,803
7. Reserves (excluding Revaluation Reserves)**	49,383	39,031	36,452	49,383	36,452
8. Securities Premium Account	49,141	40,186	40,186	49,141	40,186
9. Net Worth	80,418	69,137	66,919	80,418	66,919
10. Outstanding Debt	5,03,788	5,06,235	3,65,951	5,03,788	3,65,951
11. Debt Equity Ratio	6.3x	7.3x	5.5x	6.3x	5.5x
12. Earnings Per Share (EPS) (of ₹10/- each) (in ₹)					
- Basic*	0.46	0.14	0.22	1.30	0.55
- Diluted*	0.46	0.14	0.22	1.30	0.55

*The EPS for the quarters are not annualised **Includes Securities Premium Account

Notes:

- 'SMFG India Home Finance Limited (the Company) (Formerly Fullerton India Home Finance Limited) is a public limited company domiciled in India and incorporated under the provisions of Companies Act, 1956. The Company is a Housing Finance Company (HFC) registered vide Registration number DDOR-00122 dated May 19, 2023 with the Reserve Bank of India (RBI).
- These financial results have been prepared in accordance with Regulation 52 of SEBI (Listing Obligations and Disclosure Requirements) Regulations, 2015 as amended (the 'Listing Regulations') and recognition and measurement principles laid down in Indian Accounting Standards, notified under Section 133 of the Companies Act, 2013 read with Companies (Indian Accounting Standards) Rules, 2015, as amended by the Companies (Indian Accounting Standards) Rules, 2016, other relevant provisions of the Act, guidelines issued by the RBI as applicable to NBFCs, HFCs and other accounting principles generally accepted in India.
- Financial results for the year ended March 31, 2023, were reviewed by the Audit Committee and approved by the Board of Directors at their meeting held on May 29, 2023 and audited by statutory auditor, pursuant to Regulation 52 of SEBI (Listing Obligations and Disclosure Requirements) Regulations, 2015 as amended.
- The above is an extract of the detailed format of quarterly and year ended financial results filed with the National Stock Exchange under Regulation 52 of the SEBI (Listing and Other Disclosure Requirements) Regulations, 2015. The full format of the financial results as per Regulation 52 of SEBI (Listing Obligations and Disclosure Requirements) Regulations, 2015 as amended are available on the website of the stock exchange i.e. www.nseindia.com and the Companies website www.grihashakti.com.

For and on behalf of the Board of Directors of
SMFG India Home Finance Company Limited
(Formerly Fullerton India Home Finance Co. Ltd.)
Sd/-
Deepak Patkar
CEO & Managing Director
DIN : 09731775

Date: May 29, 2023



BASMATI RICE SE

NO COMPROMISE

WORLD'S NO.1 BASMATI RICE






*AS PER MORDOR INTELLIGENCE REPORT ON PACKAGED BASMATI RICE MAY JUNE '22

EXTRACT OF AUDITED CONSOLIDATED FINANCIAL RESULTS OF KRBL LIMITED FOR THE QUARTER AND FINANCIAL YEAR ENDED 31 MARCH 2023					
(₹ in Lacs except as stated otherwise)					
Sr. No.	Particulars	Quarter ended		Year ended	
		31-03-2023 (Audited)	31-03-2022 (Audited)	31-03-2023 (Audited)	31-03-2022 (Audited)
1.	Revenue from operations	1,27,973	98,740	5,36,323	4,21,056
2.	Net Profit before Tax (PBT) for the period	15,991	14,724	94,118	61,713
3.	Net Profit after Tax (PAT) for the period	11,798	10,906	70,098	45,940
4.	Total Comprehensive Income for the period (Comprising Profit for the period after tax and other Comprehensive Income after tax)	12,431	10,764	70,477	46,011
5.	Paid-up Equity Share Capital (Face Value per share ₹1/-)	2,354	2,354	2,354	2,354
6.	Other Equity	-	-	4,66,909	4,04,670
7.	Earnings Per Equity Share (Face Value of ₹1/- each)				
	Basic (₹)	5.01	4.63	29.78	19.52
	Diluted (₹)	5.01	4.63	29.78	19.52

Additional information on Audited Standalone Financial Results (₹ in Lacs)

Particulars	Standalone			
	Quarter ended		Year ended	
	31-03-2023 (Audited)	31-03-2022 (Audited)	31-03-2023 (Audited)	31-03-2022 (Audited)
Revenue from operations	1,27,973	98,740	5,36,323	4,21,056
Profit before tax	15,974	14,715	94,088	61,777
Profit after tax	11,781	10,897	70,068	46,004



FY23 HIGHEST EVER

REVENUE
Rs. 5,363 Cr

EBITDA
Rs. 1,032 Cr

PAT
Rs. 701 Cr

EPS
Rs. 29.78

For and on behalf of Board of Directors of
KRBL Limited
Sd/-
Anoop Kumar Gupta
Joint Managing Director
DIN: 00030160

Place: Noida
Date: 30 May 2023

Regd. Office: 5190, Lahori Gate, Delhi-110006
CIN: L01111DL1993PLC052845, Email: investor@krblindia.com,
website: www.krblrice.com, Tel.: +91-11-23968328, Fax: +91