


(1)(a) STATEMENT SHOWING SHAREHOLDING PATTERN IN CLAUSE-35

NAME OF THE COMPANY:SOFTSOL INDIA LIMITED		Name of the Scrip: SOFTSOL INDIA LIMITED	
SCRIP CODE:	532344		
Class of Security:			
QUARTER ENDED:	30/09/2012		
Partly paid-up shares		As a % of total no. of partly paid-up shares	As a % of total no. of shares of the Company.
Held by promoter/promoter group		0	0
Held by Public		0	0
Total:		0	0
Outstanding convertible securities:		No. of outstanding securities	As a % of total no. of shares of the Company assuming full conversion of the convertible securities
Held by promoter/promoter group		0	0
Held by Public		0	0
Total:		0	0
Warrants:		No. of warrants	As a % of total no. of shares of the Company, assuming full conversion of warrants
Held by promoter/promoter group		0	0
Held by Public		0	0
Total:		0	0
Total paid-up capital of the Company, assuming full conversion of warrants and convertible securities		16949471	100.00

FOR SOFTSOL INDIA LIMITED

Bhasker Rao Madala
Whole Time Director

CATEGORY CODE	CATEGORY OF SHAREHOLDER	NO OF SHAREHOLDERS (iii)	TOTAL NUMBER OF SHARES (iv)	NO OF SHARES HELD IN DEMATERIALIZED FORM (v)	TOTAL SHAREHOLDING AS A % OF TOTAL NO OF SHARES		SHARES PLEDGE OR OTHERWISE ENCUMBERED	
					AS a PERCENTAGE OF (A+B) (vi)	As a PERCENTAGE OF (A+B+C) (vii)		
					AS a PERCENTAGE OF (A+B) (vi)	AS a PERCENTAGE OF (A+B+C) (vii)		
(i)	(ii)	(iii)	(iv)	(v)	(vi)	(vii)	(viii)	(ix)=(viii)/(iv)*100
(A)	PROMOTER AND PROMOTER GROUP							
(1)	INDIAN							
(a)	Individual/HUF	8	1941785	1941785	11.46	11.46	0	0.00
(b)	Central Government/State Government(s)	0	0	0	0.00	0.00	0	0.00
(c)	Bodies Corporate	0	0	0	0.00	0.00	0	0.00
(d)	Financial Institutions / Banks	0	0	0	0.00	0.00	0	0.00
(e)	Others	0	0	0	0.00	0.00	0	0.00
	Sub-Total A(1) :	8	1941785	1941785	11.46	11.46	0	0.00
(2)	FOREIGN							
(a)	Individuals (NRIs/Foreign Individuals)	1	8875444	8875444	52.36	52.36	0	0.00
(b)	Bodies Corporate	0	0	0	0.00	0.00	0	0.00
(c)	Institutions	0	0	0	0.00	0.00	0	0.00
(d)	Qualified Foreign Investor	0	0	0	0.00	0.00	0	0.00
(e)	Others	0	0	0	0.00	0.00	0	0.00
	Sub-Total A(2) :	1	8875444	8875444	52.36	52.36	0	0.00
	Total A=A(1)+A(2)	9	10817229	10817229	63.82	63.82	0	0.00
(B)	PUBLIC SHAREHOLDING							
(1)	INSTITUTIONS							
(a)	Mutual Funds / UTI	0	0	0	0.00	0.00	0	0.00
(b)	Financial Institutions / Banks	0	0	0	0.00	0.00	0	0.00
(c)	Central Government / State Government(s)	0	0	0	0.00	0.00	0	0.00
(d)	Venture Capital Funds	0	0	0	0.00	0.00	0	0.00
(e)	Insurance Companies	0	0	0	0.00	0.00	0	0.00
(f)	Foreign Institutional Investors	0	0	0	0.00	0.00	0	0.00
(g)	Foreign Venture Capital Investors	0	0	0	0.00	0.00	0	0.00
(h)	Qualified Foreign Investor	0	0	0	0.00	0.00	0	0.00
(i)	Others	0	0	0	0.00	0.00	0	0.00

FOR SUFTSCL INDIA LIMITED

Bhaskar Raju Madala

CATEGORY CODE	CATEGORY OF SHAREHOLDER	NO OF SHAREHOLDERS (III)	TOTAL NUMBER OF SHARES (IV)	NO OF SHARES HELD IN DEMATERIALIZED FORM (V)	TOTAL SHAREHOLDING AS A % OF TOTAL NO OF SHARES		SHARES PLEDGED OR OTHERWISE ENCUMBERED	
					AS a PERCENTAGE (A+B) (VI)	As a PERCENTAGE (A+B+C) (VII)	NUMBER OF SHARES (VIII)	AS a PERCENTAGE (IX)=(VIII)/(IV)*100
(1)	(II)	0	0	0	0.00	0.00		
	Sub-Total B(1) :							
(2)	NON-INSTITUTIONS							
(a)	Bodies Corporate	41	21593	21593	0.13	0.13		
(b)	Individuals							
	(i) Individuals holding nominal share capital upto Rs.1 lakh	1881	538544	461318	3.18	3.18		
	(ii) Individuals holding nominal share capital in excess of Rs.1 lakh	3	55770	55770	0.33	0.33		
(c)	Others							
	NON RESIDENT INDIANS	12	2655674	60251	15.67	15.67		
	OVERSEAS CORPORATE BODIES	2	2736061	0	16.14	16.14		
	CLEARING MEMBERS	4	124600	124600	0.74	0.74		
(d)	Qualified Foreign Investor	0	0	0	0.00	0.00		
	Sub-Total B(2) :	1943	6132242	723532	36.18	36.18		
	Total B=B(1)+B(2) :	1943	6132242	723532	36.18	36.18		
	Total (A+B) :	1952	16949471	11540761	100.00	100.00		
(C)	Shares held by custodians, against which Depository Receipts have been issued							
(1)	Promoter and Promoter Group	0	0	0	0.00	0.00		
(2)	Public							
	GRAND TOTAL (A+B+C) :	1952	16949471	11540761	100.00	100.00	0	0.00

For SOFTSOL INDIA LIMITED

Bhaskar Rao Madala

Bhaskar Rao Madala
Whole Time Director

Sr.No	Name of the Shareholder	Details of Shares held			Encumbered shares (*)		Details of Warrants		Details of convertible securities		Total Shares (including underlying shares assuming full conversion of warrants and convertible securities) as a % of diluted share capital
		No. of Shares held (III)	As a % of grand total (A)+(B)+C (IV)	Pledge Shares (V)	AS a percentage (VI)=(V)/(III)*100 (VII)	AS a % of grand total (A) + (B) + (C) of sub-clause (I)(a) (VII)	Number of warrants held (VIII)	As a % total number of warrants of the same class (IX)	Number of convertible securities held (X)	As a % total number of convertible securities of the same class (XI)	
1	SOFTSOL TECHNOLOGIES INC	8875444	52.36	0	0.00	0.00	0	0.00	0	0.00	0.00
2	SAMBASIVA RAO MADALA	904715	5.34	0	0.00	0.00	0	0.00	0	0.00	0.00
3	DURGA V L K MADALA	373964	2.21	0	0.00	0.00	0	0.00	0	0.00	0.00
4	DURGA V L K MADALA	308000	1.82	0	0.00	0.00	0	0.00	0	0.00	0.00
5	M BHASKARA RAO	249966	1.47	0	0.00	0.00	0	0.00	0	0.00	0.00
6	M SRIDEVI	46355	0.27	0	0.00	0.00	0	0.00	0	0.00	0.00
7	RAJA RAO BOYAPATI	25300	0.15	0	0.00	0.00	0	0.00	0	0.00	0.00
8	ANURADHA BELLAM	19800	0.12	0	0.00	0.00	0	0.00	0	0.00	0.00
9	VIJAYA LAKSHMI K	13685	0.08	0	0.00	0.00	0	0.00	0	0.00	0.00
	TOTAL :	10817229	63.82	0	0.00	0.00	0	0.00	0	0.00	0.00

For SOFTSOL INDIA LIMITED



Bhaskar Rao Madala
Whole Time Director

Statement showing holding of securities (including shares, warrants, convertible securities) of persons belonging to the category "Public" and holding more than 1% of the total number of shares							
(1)(c)(i)	Sr.No.	Name of the shareholder	Number of shares held	Shares as a percentage of total number of shares {i.e., Grant total (A)+(B)+(C) indicated in Statement at para (1)(a) above}	Details of warrants		Total shares (including underlying shares assuming full conversion of warrants and convertible securities) as a % of diluted share of capital)
					Number of warrants held	As a % total number of warrants of the same class	
					Number of convertible securities held	% w.r.t total number of convertible securities of the same class	
	1	ADALAT CORPORATION	2595370	15.31	0	0.00	0.00
	2	B PRAMEELA	2595369	15.31	0	0.00	0.00
		TOTAL :	5190739	30.62	0	0.00	0.00

For SQFTSOL INDIA LIMITED



Bhaskar Rao Madala
Whole Time Director

Sr.No.	Name(s) of the shareholder	Number of shares held	percentage of total number of shares {i.e., Grant total (A)+(B)+(C) indicated in Statement at para	Details of warrants		Details of convertible securities		underlying shares assuming full conversion of warrants and convertible securities) as a % of diluted share capital)
				Number of warrants held	As a % total number of warrants of the same class	Number of convertible securities held	number of convertible securities of the same class	
1	ADALAT CORPORATION	2595370	15.31	0	0.00	0	0.00	0.00
2	B PRAMEELA	2595369	15.31	0	0.00	0	0.00	0.00
	TOTAL :	5190739	30.62	0	0.00	0	0.00	0.00

For SOFTSOL INDIA LIMITED

Bhaskar Rao Madala

Bhaskar Rao Madala
Whole Time Director

STATEMENT SHOWING DETAILS OF LOCKED-IN SHARES"			
(I)(d)			
SLNO	NAME OF THE SHAREHOLDER	CAT. CODE	NO OF SHARES
			PERCENTAGE
TOTAL :			0

STATEMENT SHOWING DETAILS OF DEPOSITORY RECEIPTS (DRS)			
(II)(a)			
Sr.No.	Type of outstanding DR (ADRs,GDRs,SDRs,etc.)	Number of outstanding DRs	Number of shares underlying outstanding DRs
		0	0
TOTAL :			0

STATEMENT showing Holding of Depository Receipts (DRs), where underlying shares held by "Promoter/Promoter group" are in excess of 1% of the			
(II)(b)			
Sr.No.	Name of the DR Holder	Type of outstanding DR (ADRs,GDRs,SDRs,etc.)	Number of shares underlying outstanding DRs
			0
TOTAL :			0

For SOFTSOL INDIA LIMITED

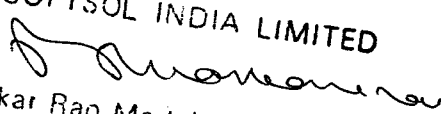
Bhaskar Rao Madala

Bhaskar Rao Madala
Whole Time Director

FORM A
SHAREHOLDING PATTERN SUMMERY FOR FREE-FLOAT INDICES

Name of the Company: SOFTSOL INDIA LIMITED
Scrip Code: 532344
Quarter ended: September 30, 2012

Category Code	Category	No. of Shares held	Percentage of Shareholding
I	Controlling/Strategic Holdings		
A	Based in India		
1	Indian Individuals/HUFs & Relatives	105140	0.62
2	Indian Corporate Bodies/ Trusts/ Partnerships	Nil	Nil
3	Persons Acting in Concert (also include Suppliers/ Customers)	249966	1.47
4	Other Directors & Relatives (other than in 1 above)	Nil	Nil
5	Employee Welfare Trusts/ESOPs (already converted into shares but locked in)	Nil	Nil
6	Banks/Financial Institutions	Nil	Nil
7	Central/ State Govt.	Nil	Nil
8	Central/ State Govt. Institutions	Nil	Nil
9	Venture Funds/ Private Equity Funds	Nil	Nil
	Sub Total A	355106	2.09
B	Based Overseas		
1	Foreign Individuals (including FDI)	Nil	Nil
2	Foreign Corporate Bodies (including FDI)	Nil	Nil
3	Non Resident Indians (Individuals)	1586679	9.37
4	Non Resident Indian corporate bodies	8875444	52.36
	Sub Total B	10462123	61.73
C	GDRs/ADRs/ADSS	Nil	Nil
	Sub Total C	Nil	Nil
D	Others (Please specify)	Nil	Nil
	Sub Total D	Nil	Nil
E	Any other shares Locked-in (except covered above)	Nil	Nil
	Sub Total E	Nil	Nil
	Sub Total I	10817229	63.82

For SOFTSOL INDIA LIMITED

Bhaskar Rao Madala
Whole Time Director

II	Free Float	No. of Shares held	Percentage of Shareholding
A	Based in India		
1	Indian Individuals/HUFs	718914	4.24
2	Indian Corporate Bodies / Trusts / Partnerships	21593	0.13
3	Independent Directors & Relatives	Nil	Nil
4	Present Employees	Nil	Nil
5	Banks/Financial Institutions	Nil	Nil
6	Central/State Govt.	Nil	Nil
7	Central/ State Govt. Institutions	Nil	Nil
8	Insurance Companies	Nil	Nil
9	Mutual Funds	Nil	Nil
10	Venture Funds/ Private Equity Funds	Nil	Nil
11	Customers	Nil	Nil
12	Suppliers	Nil	Nil
	Sub Total A	740507	4.37
B	Based Overseas		
1	Foreign Individuals	Nil	Nil
2	Foreign Corporate Bodies	2736061	16.14
3	Foreign Institutional Investors (SEBI-registered)	Nil	Nil
4	Non Resident Indians (Individuals)	2655674	15.67
5	Non Resident Indian Corporate Bodies	Nil	Nil
	Sub Total B	5391735	31.81
C	GDRs/ADRs/ADSs	Nil	Nil
	Sub Total C	Nil	Nil
D	Others (Please specify)	Nil	Nil
	Sub Total D	Nil	Nil
	Sub Total II	6132242	36.18
	Grand Total	16949471	100.00
	BROAD SUMMERY OF HOLDINGS	No. of Shares held	Percentage of Shareholding
	Total Controlling / Strategic Holdings	10817229	63.82
	Total Free-float	6132242	36.18
	Grand Total	16949471	100.00
	SUMMERY OF DOMESTIC / FOREIGN HOLDINGS	No. of Shares held	Percentage of Shareholding
	Total Domestic Holding	1095613	6.46
	Total Foreign Holding	15853858	93.54
	Grand Total	16949471	100.00

For SOFTSOL INDIA LIMITED



Bhaskar Rao Madala
Whole Time Director

CONTROLLING / STRATEGIC HOLDERS
(Include every single holder and list of them Category wise)

Name of the Company: SOFTSOL INDIA LIMITED
Scrip Code: 532344
Quarter ended: September 30, 2012

S. No	Holders Name	No. of Shares held	% of shareholding	Category Code
1	SOFTSOL TECHNOLOGIES INC	8875444	52.36	Non-Resident Corporate Bodies
2	SAMBASIVARAO MADALA	904715	5.34	Non resident Individuals
3	DURGA V L K MADALA	681964	4.03	Non resident Individuals
4	M BHASKARA RAO	249966	1.47	Indian resident HUFs/relatives
5	M SRIDEVI	46355	0.27	Indian resident HUFs/relatives
6	RAJA RAO BOYAPATI	25300	0.15	Indian resident HUFs/relatives
7	B ANURADHA	19800	0.12	Indian resident HUFs/relatives
8	VIJAYA LAKSHMI K	13685	0.08	Indian resident HUFs/relatives


FORM C

FREE-FLOAT HOLDERS DISCLOSE ONLY HOLDINGS OF 1% AND ABOVE
(List of holders Category wise)

Name of the Company: SOFTSOL INDIA LIMITED
Scrip Code: 532344
Quarter ended: September 30, 2012

S. No	Holders Name	No. of Shares held	% of shareholding	Category Code	Relations, if any with anyone in I
1	ADALAT CORPORATION	2595370	15.31	Foreign Company	Nil
2.	B. PRAMEELA	2595369	15.31	Non - Resident Individual	Nil

For SOFTSOL INDIA LIMITED


Bhaskar Rao Madala
Whole Time Director