



30th May 2016

The Manager
The Department of Corporate Services
The Bombay Stock Exchange Limited
25th Floor, P. J. Towers
Dalal Street, Mumbai-400 001

Scrip Code No. 532344

Dear Sirs

Sub: Submission of Audited Financial Results for the fourth quarter and financial year ended 31-03-2016.

Pursuant to Regulation 30 & 33 and other applicable Regulations of Securities and Exchange Board of India (Listing Obligations and Disclosure Requirements) Regulations, 2015, Board of Directors of the Company at their meeting held on 30th May 2016 considered and approved Audited financial Results for the fourth quarter and financial year ended held on 31-03-2016 duly reviewed by the Audit Committee.

The said Financial Results duly signed by the Whole time Director of the Company along with Form A and the Auditors Report thereon are enclosed for you perusal and record.

Further the above said Board Meeting commenced at 11.00 am and concluded at 01.00 pm.

Kindly acknowledge receipt of the same and place the same on the website, trading screen of the exchange at the earliest.

Thanking you,
Yours faithfully

For SoftSol India Limited

Bhaskar Rao Madala
Whole-time Director

Encl. as above

SOFTSOL INDIA LIMITED

Registered Office: Plot No. 4, Software Units Layout, Cyberabad, Hyderabad-500 081

Statement of Standalone & Consolidated Audited Financial Results for the Quarter and Year Ended 31st March, 2016

S.No	PART I Particulars	(Rs. In Lakhs except EPS)						
		Standalone			Consolidated			
		Quarter Ended		Year Ended		Year Ended		
31.03.2016	31.12.2015	31.03.2015	31.03.2016	31.03.2015	31.03.2016	31.03.2015	31.03.2016	
		Audited	Unaudited	Audited	Audited	Audited	Audited	Audited
1	Income from Operations	80.59	92.77	170.62	367.69	498.41	5,855.16	6,577.03
	(a) Net Sales/Income from Operations	3.06	3.94	(2.94)	24.02	8.45	24.02	43.71
	(b) Other Operating Income	83.65	96.71	167.68	391.71	506.86	5,879.18	6,620.74
2	Total Income from Operations (net)							
	Expenses							
	a. Purchase of Traded Goods / Services	-	-	-	-	-	-	-
	b. Employees cost	114.91	145.03	182.13	551.36	590.09	5,004.30	5,195.08
	c. Depreciation	84.37	84.25	122.98	336.13	458.54	340.23	470.84
	d. Other expenditure	76.71	99.71	54.34	419.55	312.04	1,442.02	1,717.17
	Total expenses	275.99	328.99	359.45	1,307.04	1,360.67	6,786.55	7,383.09
3	Profit from Operations before Other Income, finance cost and exceptional Items (1-2)	(192.34)	(232.28)	(191.77)	(915.33)	(853.81)	(907.37)	(762.35)
4	Other Income	252.54	235.09	242.97	1,051.29	1,020.66	1,092.18	1,020.66
5	Profit/(loss) from ordinary activities before finance costs and exceptional Items (3+4)	60.20	2.81	51.20	135.96	166.85	184.81	258.31
6	Finance Costs	12.64	-	-	28.36	-	48.62	10.02
7	Profit/(loss) from ordinary activities after finance costs but before exceptional Items (5-6)	47.56	2.81	51.20	107.60	166.85	136.19	248.29
8	Exceptional items	-	-	-	-	-	-	-
9	Profit / (Loss) from Ordinary Activities before tax (7+8)	47.56	2.81	51.20	107.60	166.85	136.19	248.29
10	Tax expense (including prior period tax)	0.45	1.00	22.07	12.95	45.57	25.39	72.77
11	Net Profit / (Loss) from ordinary activities after tax (9-10)	47.11	1.81	29.13	94.65	121.28	110.80	175.52
12	Extraordinary Item (net of tax expense Rs. NIL)	0	0	0	0	0	0	0
13	Net Profit/ (Loss) for the period (11-12)	47.11	1.81	29.13	94.65	121.28	110.80	175.52
14	Share of profit/ (loss) of associates	0	0	0	0	0	0	0

For SOFTSOL INDIA LIMITED

Hygh
SRINIVAS MANDAVA
Chief Financial Officer

For SOFTSOL INDIA LIMITED

Bhaskara Rao Madala
BHASKARA RAO MADALA
Whole Time Director

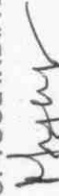
15	Minority Interest	0	0	0	0	0	0	0	0	0	0	0
16	Net Profit/ (Loss) after taxes, minority interest and share of profit / (loss) of associates (13-14-15)	47.11	1.81	29.13	94.65	121.28	110.80	175.52				
17	Paid-up equity share capital (face value of Rs.10/- each)	1,723.65	1,723.65	1,723.65	1,723.65	1,723.65	1,723.65	1,723.65				
18	Reserve excluding Revaluation Reserves as per balance sheet of previous accounting year	0	0	0	16,466.03	16,614.35	17,472.98	17,487.53				
19	Earnings Per Share (EPS)											
	a) Basic and diluted EPS (before Extraordinary items) (Rs.)	0.28	0.01	0.17	0.56	0.72	0.81	1.04				
	b) Basic and diluted EPS (after Extraordinary items) (Rs.)	0.28	0.01	0.17	0.56	0.72	0.81	1.04				

Notes:

- 1 The above financial results were reviewed by the Audit Committee and approved by the Board of Directors at its meeting held on 30-05-2016.
- 2 Disclosure of segment-wise information is not applicable as Software development is the Company's only business segment.
- 3 The figures for the quarter ended 31st March 2016 and for the corresponding quarter ended 31st March 2015 are the balancing figures between audited figures in respect of the full financial year and the published year to date figures upto the third quarter of the respective financial year ending on 31st March.
- 4 There were no complaints outstanding from investors during the Year ended 31st March 2016
- 5 Previous quarter / periods figures have been regrouped / rearranged wherever necessary.
- 6 Consolidated Financial Results of the Company for the year ended 31st March, 2016 include figures of the Wholly owned Subsidiary Company M/s. SoftSol Resources Inc., prepared for 12 months upto 31st March, 2016 to follow the uniform accounting year.

Place: Hyderabad
Date: 30.05.2016

For SOFTSOL INDIA LIMITED



SRINIVAS MANDAVA
Chief Financial Officer



Bhaskara Rao Madala
Whole time Director

SOFTSOL INDIA LIMITED

Registered Office: Plot No. 4, Software Units Layout, Madhapur, Hyderabad-500 081
STATEMENT OF ASSETS AND LIABILITIES AS AT MARCH 31, 2016

Rs. in lakhs

S.No	Particulars	Standalone		Consolidated	
		As on 31.03.2016 Audited	As on 31.03.2015 Audited	As on 31.03.2016 Audited	As on 31.03.2015 Audited
A	EQUITY AND LIABILITIES				
1	Shareholder's funds				
	a) Capital	1,723.65	1,723.65	1,723.65	1,723.65
	b) Reserves and Surplus	16,466.03	16,614.35	17,472.98	17,487.53
		18,189.68	18,338.00	19,196.63	19,211.18
2	Non-current liabilities				
	a) Other Long Term Liabilities	363.90	337.48	363.90	337.47
	b) Long Term Provisions	22.67	23.23	22.67	23.23
		386.57	360.71	386.57	360.70
3	Current liabilities				
	a) Trade payables	28.80	28.80	155.03	346.30
	b) Other current liabilities	54.25	77.86	578.63	657.57
	c) Short Term Provisions	7.96	7.29	7.96	7.29
		91.01	113.95	741.62	1,011.16
	TOTAL	18,667.26	18,812.66	20,324.82	20,583.04
B	ASSETS				
1	Non Current Assets				
	a) Fixed Assets				
	i) Tangible Assets	3,089.78	3,401.58	3,093.50	3,408.49
	ii) Intangible Assets	0.11	0.50	8,789.12	8,790.28
	b) Non-current Investments	11,823.84	11,395.38	2,289.80	1,861.34
	c) Deferred tax assets (net)	-	-	47.69	40.00
	d) Long-term loans and advances	278.92	178.06	290.17	188.68
	e) Other non current assets	14.06	14.06	14.06	14.06
		15,206.71	14,989.58	14,524.34	14,302.85
2	Current Assets				
	a) Current Investments	2,892.70	2,982.56	2,892.70	2,982.56
	b) Trade Receivables	240.09	453.06	1,855.94	2,282.70
	c) Cash and bank balances	154.87	174.81	860.09	761.03
	d) Short- term Loans and Advances	32.06	105.07	50.93	146.32
	e) Other Current Assets	140.83	107.58	140.82	107.58
		3,460.55	3,823.08	5,800.48	6,280.19
	TOTAL	18,667.26	18,812.66	20,324.82	20,583.04

For SOFTSOL INDIA LIMITED

M. Srinivas Mandava
SRINIVAS MANDAVA
Chief Financial Officer

For SOFTSOL INDIA LIMITED

Bhaskara Rao Madala
BHASKARA RAO MADALA
Whole Time Director

Auditor's Report on Standalone Quarterly Financial Results and Year to Date Results of the Company Pursuant to the Regulation 33 of the SEBI (Listing Obligations and Disclosure Requirements) Regulations,2015

To
Board of Directors of M/s. SoftSol India Limited

We have audited the quarterly financial results of **M/s. SoftSol India Limited** for the quarter ended **31st March, 2016** and the year to date results for the period **1st April, 2015 to 31st March, 2016**, attached herewith, being submitted by the company pursuant to the requirement of Regulation 33 of the SEBI (Listing Obligations and Disclosure Requirements) Regulations,2015. These quarterly financial results as well as the year to date financial results have been prepared on the basis of the interim financial statements, which are the responsibility of the company's management. Our responsibility is to express an opinion on these financial results based on our audit of such interim financial statements, which have been prepared in accordance with the recognition and measurement principles laid down in Accounting Standard for Interim Financial Reporting (AS 25), prescribed, under section 133 of the Companies Act,2013 read with relevant rules issued thereunder; and other accounting principles generally accepted in India.

We conducted our audit in accordance with the auditing standards generally accepted in India. Those standards require that we plan and perform the audit to obtain reasonable assurance about whether the financial results are free of material misstatement(s). An audit includes examining, on a test basis, evidence supporting the amounts disclosed as financial results. An audit also includes assessing the accounting principles used and significant estimates made by management. We believe that our audit provides a reasonable basis for our opinion.

In our opinion and to the best of our information and according to the explanations given to us these quarterly financial results as well as the year to date results:

- (i) are presented in accordance with the requirements of Regulation 33 of the SEBI (Listing Obligations and Disclosure Requirements) Regulations,2015 in this regard; and
- (ii) give a true and fair view of the net profit and other financial information for the quarter ended **31st March, 2016** as well as the year to date results for the period from **1st April, 2015 to 31st March, 2016**.

Place: Hyderabad
Date: 30-05-2016



For J V S L & ASSOCIATES
Chartered Accountants
(Firm Regn No. 15002S)

J. VENKATESWARLU
Partner
ICAI Ms. No. 022481




Date: 30th May 2016

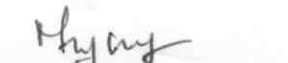
FORM-A


(For Audit Report with unmodified opinion)


(Pursuant to Regulation 33(3)(d) of Securities and Exchange Board of India (Listing Obligations and Disclosure Requirements) Regulations, 2015)

1	Name of the Company	SOFTSOL INDIA LIMITED
2	Annual Financial statements for the year ended	31st March 2016 (Consolidated)
3	Type of Audit Observation	Un-modified
4	Frequency of observation	Not applicable


Bhaskara Rao Madala
Whole time Director


Srinivas Mandava
Chief Financial Officer


T. Hanuman Chowdhary
Chairman of Audit Committee


J. Venkateswarlu, partner
M. No. 022481
JVSL & Associates, Chartered Accountants
(Firm Reg. No. 15002S)



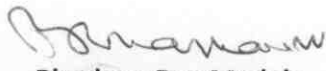
Date: 30th May 2016

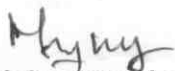
FORM-A


(For Audit Report with unmodified opinion)


(Pursuant to Regulation 33(3)(d) of Securities and Exchange Board of India (Listing Obligations and Disclosure Requirements) Regulations, 2015)

1	Name of the Company	SOFTSOL INDIA LIMITED
2	Annual Financial statements for the year ended	31st March 2016 (Standalone)
3	Type of Audit Observation	Un-modified
4	Frequency of observation	Not applicable


Bhaskara Rao Madala
Whole time Director


Srinivas Mandava
Chief Financial Officer


T. Hanuman Chowdhary
Chairman of Audit Committee


J. Venkateswarlu, partner
M. No. 022481
JVSL & Associates, Chartered Accountants
(Firm Reg. No. 15002S)